



# 2024/25 Performance Measures - Reported Quarterly

 This symbol is used to identify the five health and five mental health and addiction targets.

 This symbol is used to identify targets that also form part of the Government's nine targets.

See <https://www.dpmc.govt.nz/our-programmes/government-targets> for more information.

Ref	Short name	Full name	Data source	Definition
<b>Public health services</b>				
P2-03	Improved immunisation for children 24mth 	Percentage of children fully immunised at 24 months of age	Aotearoa Immunisation Register (AIR)	Percentage of children who have all of their scheduled vaccinations by the time they are two years old. Coverage is calculated as the percentage of children who turned two during the period who are recorded as fully immunised for their age on the AIR.
P2-140	Improved immunisation for children 8mth	Percentage of children fully immunised at 8 months of age	Aotearoa Immunisation Register (AIR)	Percentage of children who have all of their scheduled vaccinations by the time they are eight months old. Coverage is calculated as the percentage of children who turned eight months during the period who are recorded as fully immunised for their age on the AIR.
P2-09	Cervical HPV screening coverage	Percentage of women aged 25-69 years who have a cervical cancer (HPV) screen in the last 5 years	National Cervical Screening Programme Register	The numerator consists of the number of participants screened in a given time period, while the denominator represents the estimated eligible population (adjusted for the prevalence of hysterectomy). 'Screened' includes participants who have had primary screens or follow-up tests within a relevant time period i.e. HPV, cytology or histology, whichever is the most recent.



Ref	Short name	Full name	Data source	Definition
P2-07	Breast screening coverage	Percentage of women aged 45-69 years who have a breast cancer screen in the last 2 years	BreastScreen Aotearoa Data Warehouse	The breast screening rate is measured over a rolling 24-month period. The numerator consists of the number of eligible individuals screened in a given time period.
P2-158	Bowel screening participation	Bowel screening rates of adults aged 60–74 years (two-yearly screening interval)	National Bowel Screening Programme Data Warehouse	The bowel screening participation rate is measured over a rolling 24-month period. The numerator consists of the number of eligible individuals who have returned a testing kit with a definitive result during this period, while the denominator represents the total number of eligible individuals invited to participate in screening during the same timeframe.





#### Primary and community care services

P2-38	Newborn GP enrolment	Percentage of children enrolled with a general practice (or a kaupapa Māori provider delivering general practice care) by age 3-months	National Enrolment Service Database	This measure shows the percentage of newborns who are enrolled with a General Practice / Primary Health Organisation (PHO) at three months of age.
P2-17	GP enrolment	Percentage of people enrolled with a general practice (or a kaupapa Māori provider delivering general practice care)	National Enrolment Service Database	People enrolled with a general practice (or a Kaupapa Māori provider delivering general practice care) as percentage of estimated resident population, Stats NZ.

Ref	Short name	Full name	Data source	Definition
P2-23	ASH rate adults 45-64yrs per 100,000	Rate of ambulatory sensitive hospitalisations per 100,000 population for people aged 45-64 years	National Collections - National Minimum Dataset (NMDS) & Stats NZ population	Hospitalisations for people aged 45–64 for an illness that might have been prevented or better managed in a primary care setting. Results are presented as a rate per 100,000 population. The rate is calculated by the number of potentially avoidable admissions to hospital for adults aged between 45 and 64 years divided by the number of adults aged 45-64 years in the population x 100,000. This measure is calculated for a full year to the end of the reported quarter.
P2-22	ASH rate child 0-4yrs per 100,000	Rate of ambulatory sensitive hospitalisations per 100,000 population for children aged 0-4 years	National Collections - National Minimum Dataset (NMDS) & Stats NZ population	Hospitalisations for children under five years of age for an illness that might have been prevented or better managed in a primary care setting. Results are presented as a rate per 100,000 population. The rate is calculated by dividing the number of potentially avoidable hospital admissions for children aged between 0 and 4 years by the number of children aged between 0 and 4 years in the population x 100,000.
P2-176	GP accessed when wanted	Percentage of people who received health care from a GP or nurse when they wanted it in the last 12 months	HQSC - Patient Experience Survey Primary Care	This measure shows the percentage of people who received health care from a general practice or nurse when they wanted it in the last 12 months, self-reported from the HQSC primary care Patient Experience Survey.




**Hospital and specialist services**


P2-45	Shorter stays in ED <6hrs  	Percentage of patients to be admitted, discharged or transferred from an emergency department within six hours	National Collections - National Non-Admitted Patient Collection (NNPAC)	This measure reports patients admitted, discharged, or transferred from an ED within six hours as percentage of all patients who attended ED.
-------	---	--	---	---

Ref	Short name	Full name	Data source	Definition
P2-51	Faster cancer treatment <31 days 	Percentage of patients to receive cancer management within 31 days of the decision to treat	National Collections – Faster Cancer Treatment	This measure shows the proportion of eligible cancer patients who receive their first treatment within 31 days of a health professional's decision to treat.
P2-39	Shorter wait times for FSA 	Percentage of patients wait less than 4 months for a first specialist assessment	National Collections – National Booking Reporting System (NBRS)	Proportion of people waiting less than four months for their first specialist assessment (FSA). The target wait time for people to receive a FSA is four months from the date of referral.
P2-40	Shorter wait times for elective treatment  	Percentage of patients wait less than 4 months for elective treatment	National Collections – National Booking Reporting System (NBRS)	People given a commitment to treatment and treated within four months as a proportion of all people waiting for a procedure.
P2-58	Missed FSA appts	Percentage of missed first specialist assessment appointments	National Collections - National Non-Admitted Patient Collection (NNPAC)	Patients who did not attend or did not wait for first specialist assessment as proportion of total appointments.
P2-88	Medical appts via telehealth (digital)	Increase proportion of medical appointments completed through digital channels	National Collections - National Non-Admitted Patient Collection (NNPAC)	This measure reports first specialist assessment or follow-up attendances that were completed via telephone or video as a proportion of all outpatient attendances.
P2-194	Hospital pressure injuries	Reduction in the number and proportion of inpatient events with a pressure injury diagnosis.	National Collections - National Minimum Dataset (NMDS)	The rate of hospital acquired pressure injuries is based on ICD 10 codes for pressure injuries, per 10,000 inpatient events, where the number of inpatient stays with pressure injuries are divided by the total number of stays and multiplied by 10,000 to give a rate for reference.

Ref	Short name	Full name	Data source	Definition
P2-195	Hospital falls	Reduction in the number of inpatient discharges where a fall occurred while in hospital.	National Collections - National Minimum Dataset (NMDS)	The rate of hospital acquired falls is based on ICD 10 codes for falls resulting in fracture or other intracranial injury, per 10,000 inpatient events, where the number of inpatient stays with falls are divided by the total number of stays, and then multiplied by 10,000 to give a rate for reference.
P2-44	Involved in care decisions, hospital	Inpatients - the percentage of patients who reported they were involved as much as they wanted to be in making decisions about their treatment and care	HQSC - Patient Experience Survey Inpatient	People who reported they were involved as much as they wanted to be in decisions about their treatment as a proportion of all adult inpatients who responded to the HQSC quarterly survey.

### Mental health and addiction services

P2-198	MHA workforce development 	Number of mental health and addiction professionals trained each year	Manual	This measure presents the number of mental health and addiction professionals trained each year in New Zealand.
P2-201	Shorter MHA stays in ED <6hrs 	Percentage of mental health and addiction-related emergency department presentations are admitted, discharged, or transferred from an emergency department within six hours	National Collections - National Non-Admitted Patient Collection (NNPAC)	This measure presents the percentage of mental health and addiction-related emergency department presentations admitted, discharged or transferred from an emergency department within six hours as a proportion of all mental health and addiction-related attendances.
P2-202	MHA Access and Choice <1 wk 	Percentage of people accessing primary mental health and addiction services through the Access and Choice programme are seen within one week	Access and Choice Reporting Dataset	This measure presents the percentage of people accessing primary mental health and addiction services through the Access and Choice programme within one week.

Ref	Short name	Full name	Data source	Definition
P2-203	MHA faster specialist access <3 wks 	Percentage of people accessing specialist mental health and addiction services are seen within three weeks	PRIMHD (Programme for the Integration of Mental Health Data)	This measure presents the percentage of people accessing specialist mental health and addiction services who are seen within three weeks of referral.
P2-69	MHA youth seen <3 wks	Percentage of rangatahi seen within the three weeks from a mental health and addiction referral	PRIMHD (Programme for the Integration of Mental Health Data)	This measure presents the percentage of rangatahi (under 25-year-olds) seen within three weeks from a mental health and addiction referral.
P2-199	MHA access, Integrated Primary	Number of people who accessed primary mental health and addiction services through the Integrated Primary Mental Health and Addiction (IPMHA) Services	Access and Choice Reporting Dataset	This measure presents the number of people accessing primary mental health and addiction services through the Integrated Primary Mental Health and Addiction Services (a subset of Access and Choice programme)
P2-187	MHA services access per 100,000 population	The numbers and rates of people accessing primary and specialist mental health additions services	Access and Choice Reporting Dataset & PRIMHD (Programme for the Integration of Mental Health Data)	This measure presents the rates of people accessing primary (through the Access and Choice programme) and specialist mental health and additions services per 100,000 people as separate rates.

### Hauora Māori services

P2-206	Hauora Māori contracts	Percentage of Hauora Māori partners that have moved to integrated or outcomes contracts by 30 June 2025	Manual	This measure presents the proportion of Hauora Māori partners who have moved to a new integrated or outcomes contracts by 30 June 2025
--------	------------------------	---	--------	--

Ref	Short name	Full name	Data source	Definition
P2-208	IMPB strategic involvement	Percentage of Iwi Māori Partnership Boards that participate in setting strategic priorities for commissioning in Health New Zealand   Te Whatu Ora	Manual	This measure presents the percentage of Iwi Māori Partnership Boards that participate in setting strategic priorities for commissioning in Health New Zealand   Te Whatu Ora.
P2-205	Hauora Māori outcomes	Percentage of Hauora Māori partners that are meeting their contracted outcome targets as defined in the new outcomes-based contracts	Manual	This measure presents the proportion of Hauora Māori partners who are meeting the outcome targets laid out in their new outcome-based contracts following transition to the new format.

### Workforce

P2-152	Health NZ workforce turnover	Health NZ workforce turnover rate	Health Workforce Information Programme (HWIP)	This presents the percentage of Health NZ staff who have left the organisation's payroll systems in the period as a proportion of all staff registered on these systems as current staff.
P2-153	Health NZ Māori & Pacific Peoples workforce	Increase representation of Māori and Pacific in the Health NZ workforce through increasing diversity of new hires (rolling 12 month average)	Health Workforce Information Programme (HWIP)	This measure presents the percentage of Health NZ staff who identify as Māori or Pacific joining the organisation's payroll systems in the period as a proportion of all staff registered on these systems as current staff over a rolling 12 month period.

### Digital

P2-169	My Health Record access	Increase access to My Health Record	My Health Record	This measure presents the number of registered users of my Health Record who can access their health information in the portal.
--------	-------------------------	-------------------------------------	------------------	---